



Wings and Things

Inside This Issue

Meeting Minutes	1
LARCC Information	1
From the Prez	2
Buy-Sell-Swap	2
Humor on the Field	2
G202 Kit Bash	3

LARCC Meeting Minutes, August 17, 2006

President Chris called the meeting to order.

Secretary's report was approved as printed in the August newsletter.

Old Business

1. Discussion about grill for raffle. Decided we have enough prizes without the grill.

2. Set up North/South fence-line during Fun-Fly set up on Saturday, Sept. 9.

New Business

1. Make flight boxes for helicopter pilots. Charlie will bring out some fencing. Thanks Charlie!

2. Chris or Dave will call for an extra porta-potty for the event.

3. Charlie will bring an extra cash box.

4. Impound will be LeRoy S., Mark and Charlie.

5. Leroy B. will bring out PA system.

6. Members please bring out pop-up tents if you have them.

7. Set-up will be Saturday, Sept. 9 at 4:00 and bring a plane to fly afterwards!

8. Flight line will be Chris, Mark and Doug.

9. Approved for Lyle to place an advertisement in Lodi Enterprise.

10. Sue will make a prize board listing the prizes and winning ticket numbers when drawn in raffle.

11. Reminder to members to close up sheds and lock the gate if you are the last one at the field and leaving.

Upcoming Events

Sept. 9, 2006

LARCC Set-up at 4

Sept. 10, 2006

LARCC Fun-Fly

Sept. 16, 2006

All Cub Green Bay

Sept. 16, 2006

Menominee Falls
Swap Meet-Fun-Fly

Sept. 16, 2006

Hilbert All Scale

Sept 21, 2006

LARCC Meeting

LARCC Information

The Lodi Area Radio Control Club meets on the 3rd Thursday of the month 7:00 at Quarry Field. If you have any questions about the club activities, please contact one of the following members:

► **President:** Chris Laubmeier (608) 592-3205, Email: slaub@chorus.net

► **Vice President:** Jeff Kohl (608) 592-5238, Email: m-mlovers@core.com

► **Secretary:** Sue Laubmeier (608) 592-3205, Email: slaub@chorus.net

► **Treasurer:** Dave Schroeder (608) 592-5206

Club Dues can be sent to:







Lodi Area Radio Control Club
c/o Dave Schroeder, Treasurer
W11056 Deer Run Dr
Lodi WI 53555

► **Safety Officer:** Richard Cohoon, (608) 635-2516, Email: racohoon@charter.net

► **Official Web Master:** Sue Laubmeier (608) 592-3205, Email: slaub@chorus.net

Official Web Site Address: <http://www.larcc.com>

Contact Sue at the above information if you have questions or would like to have something published to the site.

		
From The Prez		
	<p>Hi Everyone!</p> <p>It's hard to believe that summer is pretty close to gone! Now starts the fantastic weather for flying...not too hot and not too cold! Hopefully, I'll be able to make it out more often than I have been able to!</p>	<p>Come and help set up for the event on Saturday at 4 and don't forget to bring your planes as we plan to fly after set-up</p> <p>See you at the event and meeting!</p> <p>Chris Laubmeier</p>
		
Buy-Sell-Swap		
WANTED	<p>.61 two stroke engine in good condition</p> <p>Contact Jeff at Airmech95@aol.com</p>	
	 <p>Funtana 40</p> <p>Includes Magnum 91 Engine. Only flown by little old man on really nice days ☺</p> <p>\$300 Leroy Brandt at lebrandt@charter.net</p>	
		
Humor on the Field		



from AhaJokes.com

What Just Happened Here?

A military cargo plane, flying over a populated area, suddenly loses power and starts to nose down. The pilot tries to pull up, but with all their cargo, the plane is too heavy. So he yells to the soldiers in back to throw things out to make the plane lighter. They throw out a pistol. "Throw out more!" shouts the pilot. So they throw out a rifle. "More!" he cries again. They heave out a missile, and the pilot regains control.

He pulls out of the dive and lands safely at an airport. They get into a jeep and drive off. Pretty soon they meet a boy on the side of the road who's crying. They ask him why he's crying and he says "A pistol hit me on the head!"

They drive more and meet another boy who's crying even harder. Again they ask why and the boy says, "A rifle hit me on the head!"

They apologize and keep driving. They meet a boy on the sidewalk who's laughing hysterically. They ask him, "Kid, what's so funny?" The boy replies, "I sneezed and a house blew up!"

The Loss of Engines

Two blondes were flying to Miami from Cleveland. Fifteen minutes into the flight, the captain announced "One of the engines has failed and the flight will be an hour longer. But don't worry we have three engines left".

Thirty minutes later, the captain announced "One more engine has failed and the flight will be two hours longer. But don't worry we have two engines left".

An hour later the captain announced "One more engine has failed and the flight will be three hours longer. But don't worry we have one engine left".

One blonde looked at the other the other blonde and said "If we lose one more engine, we'll be up here all day"

G202 Kit Bash by Mark Johnson

I purchased a Lanier 35% g202 about 1 year ago. After saving money for the engine, (Mac Mineralli 85 from Bob Miracle's family). I got it all together and test flew it. It flew well but was not able to do any slow flight at all, "a tip stalling monster". Definitely a crash waiting to happen. After 4 flights it was time to make a change. I had a set of 36% edge 540 wings that weren't damaged too badly. Some minor repairs and adding balsa to the wings where they adjoin to the fuselage, it was time for a test flight.


The first flight with the new wings, instantly a huge difference in flight performance, high alpha flight is rock solid, blenders and waterfalls exceptional. I recovered the wings to match the fuselage after about the 5th flight, starting to see flight characteristic problems. Pitch coupling with any rudder input, and not enough rudder to stand the fuselage back up when pointed strait up (hover).

Seventh flight, something is definitely wrong, attempting any rolling maneuver, the pitch coupling is so bad you can't continue, a rolling circle falls out and goes nose over tail. What I am finding is the difference in wing to fuselage is too large; the fuselage is 82in and the wing 105in.

It looks like I need to do some more modifications (more rudder, less wing or longer fuselage) still debating on the next step, looking at taking 5 to 7in off each wing at the root. I will let you know how it goes.

MARK S. JOHNSON





Schultz Sport & Hobby

315 S. Thompson Road

Sun Prairie, WI 53590

(608) 837-3498

RC Airplanes, Trains

Hours 8 – 5 P.M.



Monthly Newsletter of the LARCC

c/o Sue Laubmeier
N2555 Wildenberg Dr
Lodi WI 53555

<http://www.larcc.com>

