



Wings and Things

LARCC Meeting Minutes, September 21, 2006

Inside This Issue

Meeting Minutes	1
LARCC Information	1
From the Prez	2
Buy-Sell-Swap	2
Humor on the Field	2
Creating Insignia...	3

President Chris called the meeting to order.

Treasurer's report given.

Secretary's report was approved as printed in the September newsletter.

Old Business

1. Fun-Fly went well despite the rain and club did have a profit.

New Business

1. Dirt pile by lawn tractors needs to be leveled out in the low spots.

2. Pin shack needs to have some shingles replaced. Will repair on October 7th after road pick-up.

3. **October 7th at 3:00 will be road pick-up.**

4. Drag mower may have a stuck valve.

Upcoming Events

Oct. 7, 2006

Road Pick-up 3:00

Oct. 15, 2006

Oshkosh Auction

Oct. 19, 2006

LARCC Meeting

Nov. 12, 2006

Calumet Swap Meet

Nov. 12, 2006

Brillion Auction at
DePere Auction
House

Nov. 16, 2006

LARCC Meeting

LARCC Information

The Lodi Area Radio Control Club meets on the 3rd Thursday of the month 7:00 at City Limits Restaurant in Lodi. If you have any questions about the club activities, please contact one of the following members:

▶ **President:** Chris Laubmeier (608) 592-3205, Email: slaub@chorus.net

▶ **Vice President:** Jeff Kohl (608) 592-5238, Email: m-mlovers@core.com

▶ **Secretary:** Sue Laubmeier (608) 592-3205, Email: slaub@chorus.net

▶ **Treasurer:** Dave Schroeder (608) 592-5206

Club Dues can be sent to:







Lodi Area Radio Control Club
c/o Dave Schroeder, Treasurer
W11056 Deer Run Dr
Lodi WI 53555


▶ **Safety Officer:** Richard Cohoon, (608) 635-2516, Email: racohoon@charter.net

▶ **Official Web Master:** Sue Laubmeier (608) 592-3205, Email: slaub@chorus.net

Official Web Site Address: <http://www.larcc.com>

Contact Sue at the above information if you have questions or would like to have something published to the site.

		
<h2>From The Prez</h2>		
	<p>Hi Everyone!</p> <p>It was nice to have the turn-out that we did for the Fun-Fly despite the rain. All stations were very well organized so a big thank you to all of you!</p>	<p>Please come out and help with road pick-up as the more people we have, the less time it takes! We will also be doing some winterizing afterwards. Bring your planes as it all shouldn't take too long.</p> <p>See you at the meeting!</p> <p>Chris Laubmeier</p>
		
<h2>Buy-Sell-Swap</h2>		
<p>WANTED</p>	<p>.61 two stroke engine in good condition</p> <p>Contact Jeff at Airmech95@aol.com</p>	
		<p>Funtana 40</p> <p>Includes Magnum 91 Engine. Only flown by little old man on really nice days ☺ \$300 Leroy Brandt at lebrandt@charter.net</p>
		
<h2>Humor on the Field</h2>		

	<p>from AhaJokes.com</p> <h3>Trouble with plane engines</h3> <p>While cruising at 36,000 feet, the airplane shuddered, and a passenger looked out the window.</p> <p>"Oh no!" he screamed, "One of the engines just blew up!"</p> <p>Other passengers left their seats and came running over; suddenly the aircraft was rocked by a second blast as yet another engine exploded on the other side.</p> <p>The passengers were in a panic now, and even the stewardesses couldn't maintain order. Just then, standing tall and smiling confidently, the pilot strode from the cockpit and assured everyone that there was nothing to worry about. His words and his demeanor seemed made most of the passengers feel better, and they sat down as the pilot calmly walked to the door of the aircraft. There, he grabbed several packages from under the seats and began handing them to the flight attendants.</p>	<p>Each crew member attached the package to their backs.</p> <p>"Say," spoke up an alert passenger, "Aren't those parachutes?"</p> <p>The pilot confirmed that they were.</p> <p>The passenger went on, "But I thought you said there was nothing to worry about?"</p> <p>"There isn't," replied the pilot as a third engine exploded. "We're going to get help."</p>
--	--	---

Creating Insignia and Markings by Frank W. Beatty

*Taken from AMA Insider
From SAM NX-211, Saint Louis MO*

Colorful appropriate markings, insignia, and lettering can bring our models to life. Suitable markings may be furnished in the kits we buy or can be purchased at hobby shops. Scratch builders can generate suitable markings on home computers or at copy centers such as Kinko's, but sometimes none of these options will do the job.

This describes an additional system of creating markings that has worked on half dozen or so of my models.

Obtain a piece of plate glass 12 x 12 or 12 x 18 inches with the edges ground round to prevent cuts. Coat one side with a sudsy, soapy film of water. (I use a bar of Oil of Olay hand soap.) When dry, spray with coats of dope. It can be clear or colored coats depending upon how you will go about creating the images.

The clear, doped glass can be placed directly over a full-size pattern of the image you are duplicating. Designs such as an Indian Head Squadron insignia or unusual lettering can be painted or inscribed directly above the pattern below using model dopes or FW Acrylic Artist ink. These inks can tolerate some handling and will not be affected by the protective clear dope overspray that will follow.


If there are large, unusual-style letters or numbers, then spray the glass with that color. Trace the outlines on the plate and then cut around the outline with an X-Acto knife. The soapy film will act as a release agent and these images will easily lift off the glass.

Trace around where the image will be located on the model and paint that area with a very watery, thinned-out mix of Elmer's Glue and then apply the image to that area. Squeegee out any surplus glue and level out any bubbles. This application of glue sets the image to the model surface and will prevent crazing or distortions from occurring when a protective, clear dope overspray is applied to the area.

The colored dopes can be sliced into very thin strips and used for pin striping around lettering, etc. These thin strips and images you have created are surprisingly strong and will tolerate considerable handling without breaking up.

Here's to prettier models!





Schultz Sport & Hobby

315 S. Thompson Road

Sun Prairie, WI 53590

(608) 837-3498

RC Airplanes, Trains

Hours 8 – 5 P.M.



Monthly Newsletter of the LARCC

c/o Sue Laubmeier
N2555 Wildenberg Dr
Lodi WI 53555

<http://www.larcc.com>

