



Wings and Things

LARCC Meeting Minutes, May 18, 2006

Inside This Issue

Meeting Minutes	1
LARCC Information	1
From the Prez	2
Buy-Sell-Swap	2
Humor on the Field	2
Safety: Simple as ABC	3

President Chris called the meeting to order.

Secretary's report was approved as printed in the May's newsletter.

Old Business

1. Mower shelter has been repaired.
2. Security light by the garage is not working.
3. Road pick-up was mostly done due to limited turn-out. Thanks to those who helped with road pick-up!
4. Dirt has been spread on the west end of the field.

New Business

1. Richard will take care of the meat and buns for the Swap Meet.
2. Discussion for food tickets versus taking cash at the food tent.
3. Set up for the Swap Meet will be Saturday, May 20th at 10:00 am.
4. Dolly will be at the Swap Meet making her bears and has donated a large one for raffle in the fall.
5. While collecting money at the gate for the Swap Meet, remind flyers and sellers to remove their crystals.
6. Jeff K. and Richard will cook for the Swap Meet.
7. Locks at shed and gate need replacing. Jeff K. will take care of it.

Upcoming Events

June 10, 2006

Madison IMAA Big Bird

June 10-11, 2006

Wisconsin Rapids
Electric Fly-In

June 15, 2006

LARCC Meeting

June 17, 2006

Green Bay Big Bird

June 17, 2006

Fond du Lac Fly-In

June 17, 2006

Madison War Bird
Fly-In

June 24-25, 2006

Pebble Creek
Aerobatics

LARCC Information

The Lodi Area Radio Control Club meets on the 3rd Thursday of the month 7:00 at Quarry Field. If you have any questions about the club activities, please contact one of the following members:

▶ **President:** Chris Laubmeier (608) 592-3205, Email: slaub@chorus.net

▶ **Vice President:** Jeff Kohl (608) 592-5238, Email: m-mlovers@core.com

▶ **Secretary:** Sue Laubmeier (608) 592-3205, Email: slaub@chorus.net

▶ **Treasurer:** Dave Schroeder (608) 592-5206

Club Dues can be sent to:








Lodi Area Radio Control Club
c/o Dave Schroeder, Treasurer
W11056 Deer Run Dr
Lodi WI 53555


▶ **Safety Officer:** Richard Cohoon, (608) 635-2516, Email: racohoon@charter.net

▶ **Official Web Master:** Sue Laubmeier (608) 592-3205, Email: slaub@chorus.net

Official Web Site Address: <http://www.larcc.com>

Contact Sue at the above information if you have questions or would like to have something published to the site.

	<h2 style="text-align: center;">From The Prez</h2>	
	<p>Hi Everyone!</p> <p>It has been a fantastic spring so far for flying and we've had such a great turn-out at the field! Sure makes flying and hangar-flying relaxing!</p> <p>We finally got Sue's Green Booger trimmed out and able to soar again! Great to get "The Club Chick" flying again!</p>	<p>Thanks again to everyone who helped at the Swap Meet. It was a great turn-out and finally a really nice day for flying!</p> <p>See you at the meeting!</p> <p>Chris Laubmeier</p>
	<h2 style="text-align: center;">Buy-Sell-Swap</h2>	
<p style="text-align: center; font-weight: bold; font-size: 1.2em;">WANTED</p>	<p>.61 two stroke engine in good condition</p> <p>Contact Jeff at Airmech95@aol.com</p>	
	 <p style="text-align: center;">Funtana 40</p> <p>Includes Magnum 91 Engine. Only flown by little old man on really nice days ☺</p> <p>\$300 Leroy Brandt at lebrandt@charter.net</p>	 <p style="text-align: center;">US AirCore 40 \$25 Great Limbo Plane!!!</p> <p>Call Chris at 608-592-3205 or slaub@chorus.net</p>
	<h2 style="text-align: center;">Humor on the Field</h2>	

	<p>from Reader's Digest June 2006"</p> <p>The thought of my first airplane trip terrified me. But after the ticket agent quoted statistics proving that flying was safe, I felt much better. "Now take this to Gate 22," he said, handing me my ticket. "That's where we give out the helmets, scarves, goggles and parachutes."</p> <p>When my son visited me at my daughter's home in Plano, Texas, at the height of tornado season, the first thing he noticed was that something was missing. "Umm...there's no basement," he said. "Where do you go for tornadoes?" I told him, "For really good ones, we go to Kansas."</p>	<p>It's tough enough reading some of the news in the paper without a six year old constantly interrupting you. Finally, I could stand it no longer. "Honey," I said, "this is the fifth time I've read the same sentence." "What's the matter?" she asked. "Too many big words?"</p> <p>Upon returning from Iraq, I received a number of commendations and medals, including the Bronze Star for meritorious achievement. Still, my daughter was unimpressed. "Who won the Silver and the Gold? She asked.</p> <p>For my father's 50th birthday, his congregation decided to give their pastor a new suit. He was so touched by the gift that the following Sunday he stood before everyone and, with tears in his eyes, announced, "Today I am preaching to you in my birthday suit!"</p>
--	---	---

Safety: As Simple as ABC by Don Lowe

Taken from AMA Insider

Hi! I've been in this hobby a long time (forever), and I guess I've seen about everything happen in model flying that's possible. However, I wonder if there is some method of operation that might help preclude crashes and unsafe operations...

How do we improve our chances of safe flight? In mulling over this on the way home I thought about our flight training in the Air Force. We used a check system prior to flight that was simple and easy to remember. Each checklist was particular to an individual aircraft design; such checklists are used by full-scale pilots today.

The code I used at that time was CIGFTPR, and I will never forget it. It followed the usual walk-around—inspecting the exterior to see that everything was in place and kicking the tires. Then in the cockpit I went through the list. It goes something like this:

- **C (controls):** Operate the flight controls to observe for motion and direction
- **I (instruments):** Check the instruments to be sure all are functional
- **G (gear):** Landing gear lever down and locked
- **F (flaps):** Flaps are set to proper position
- **T (trims):** Control trims are set properly for takeoff
- **P (propeller):** Propeller controls are set for startup and takeoff
- **R (run-up):** Engine run-up to check proper operation

This system worked well and I'm sure the pre-check saved many an aborted takeoff.

Okay, such a system works for full scale, but is there a system that is easy to use for model fliers that will be remembered and may be used to prevent disaster down the road? How about using ABC? It's simple and easy to remember. The check would go like this:


- **A (assembly):** Check that everything is in its proper place, controls are still intact as installed and securely fastened, and all assembly fasteners are in place.
- **B (batteries):** Must be fully charged—very critical to safe flying.
- **C (controls):** Controls checked for deflection, without evidence of servo malfunction, and operate in the proper direction.

Have you ever taken off with the ailerons running backwards? The average flier will not survive this error, and many models have been lost because of reversed ailerons. Remember, make sure they are operating and in the proper direction. Just stare at the aileron; did the right aileron deflect up when I commanded right aileron? Simply observing motion is not enough; you must check direction. You probably would be unable to execute a takeoff if any other control is backward, but the ailerons are another story! When I taxi I am consciously flipping the ailerons to make sure they are working correctly. When I flew full scale I always checked controls one last time before initiating takeoff.

Will you do your ABCs? I sure hope so since it hurts to see a gorgeous airplane in pieces and maybe someone hurt. Let this little memory jogger help save your beautiful aircraft. Yes, safety is common sense, and for some it is habitual. Be sure and practice safe flight.

Happy flying!





Schultz Sport & Hobby

315 S. Thompson Road

Sun Prairie, WI 53590

(608) 837-3498

RC Airplanes, Trains

Hours 8 – 5 P.M.



Monthly Newsletter of the LARCC

c/o Sue Laubmeier
N2555 Wildenberg Dr
Lodi WI 53555

<http://www.larcc.com>

